

COVID-19 Data

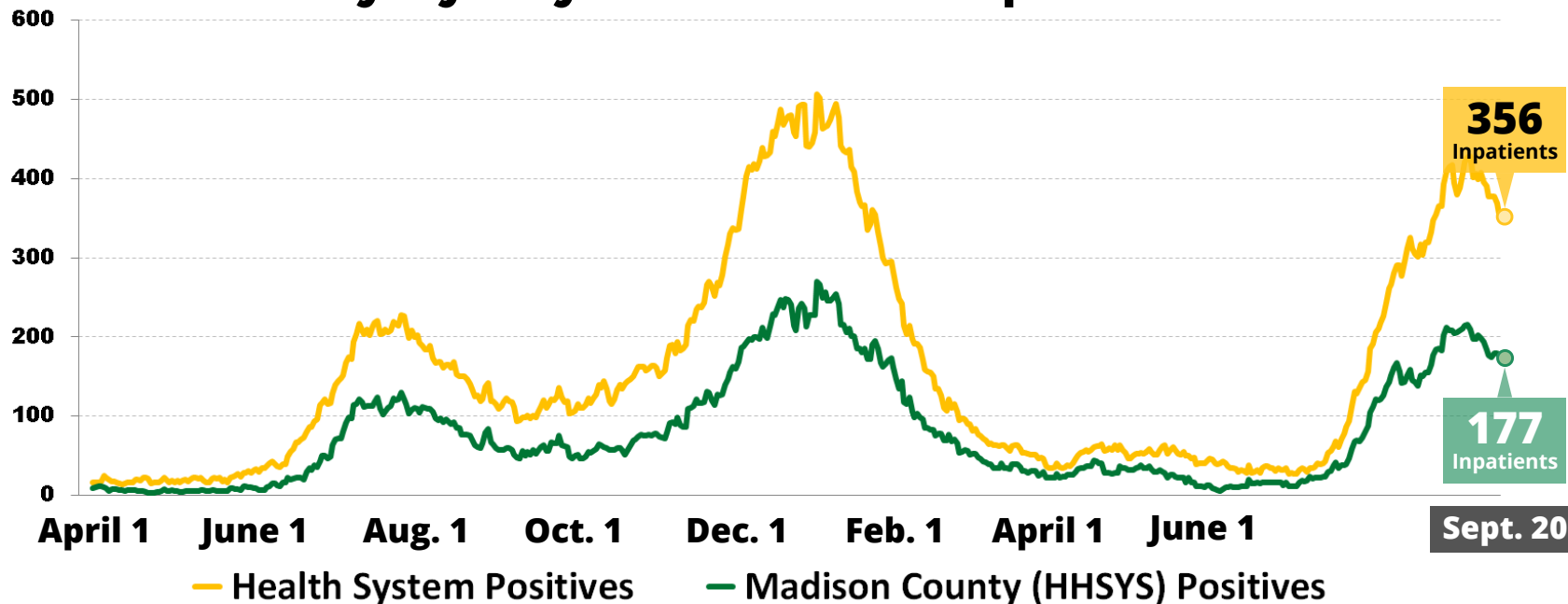
September 20, 2021



Huntsville Hospital Health System

Last Updated: September 20, 2021

Day-by-Day # of COVID-19 Inpatients



Health System

69

COVID-19 Patients on Ventilators

103

COVID-19 Patients in ICU

Madison County (HHSYS)

30

COVID-19 Patients on Ventilators

44

COVID-19 Patients in ICU



'Madison County (HHSYS) Positives' includes data from Huntsville Hospital, Huntsville Hospital for Women and Children, and Madison Hospital.

'Health System Positives' includes all Madison County data, as well as data from Athens Limestone Hospital, Decatur Morgan Hospital, Helen Keller Hospital, Red Bay Hospital, Marshall Medical Center North, Marshall Medical Center South, Highlands Medical Center, Lawrence Medical Center

Huntsville Hospital Health System

Last Updated: September 20, 2021

	Current COVID-19 Positive Inpatients	COVID-19 Ventilator Patients*	COVID-19 ICU Patients*	Current Patients Under Investigation
Huntsville Hospital and Women and Children's	129	23	33	27
Madison Hospital	48	7	11	1
Athens-Limestone Hospital	24	4	5	0
Decatur Morgan Hospital	71	14	15	2
Helen Keller Hospital	26	6	20	1
Red Bay Hospital	1	0	0	0
Marshall Medical Center North	25	8	8	0
Marshall Medical Center South	17	1	5	0
Highlands Medical Center	14	6	6	0

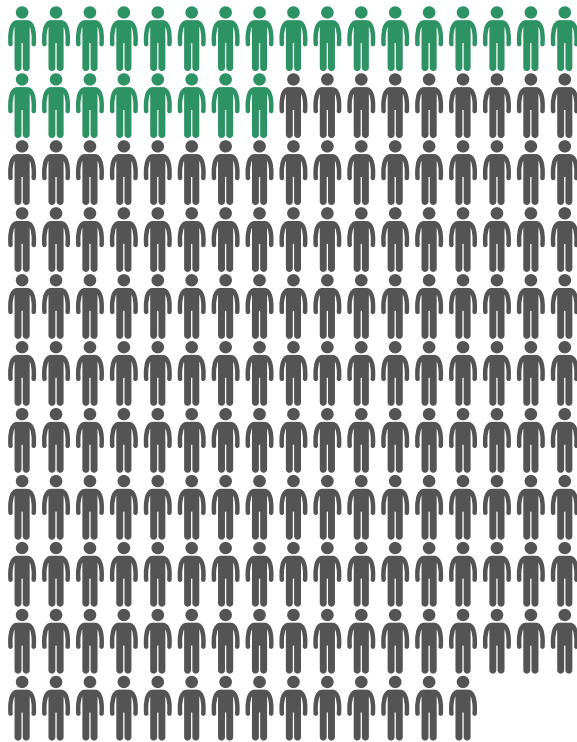


*Data for 'COVID-19 Ventilator Patients' and 'COVID-19 ICU Patients' are included in 'Current Positive Inpatients'

COVID+ Hospitalizations


184 Hospitalized

25 Vaccinated
159 Unvaccinated



49 in ICUs

5 Vaccinated
44 Unvaccinated



- As of 9/15/21
- Includes Huntsville Hospital facilities in Madison County

COVID-19 Fact Sheet

All statistics are for COVID-19 cases

ALABAMA

% of Cases < 50
Years of Age

74%

During past 4 weeks

% of Deaths < 50
Years of Age

15%

During past 4 weeks

7-day Average
Positivity Rate

16%

Cumulative
Cases

772,311

Cumulative
Deaths

13,210

Case Fatality
Rate

1.7%

Source: ADPH as of 9/20/21

HHSYS MADISION CO

% of Inpatients
in ICU*

25%

% of Inpatients
on Ventilator*

17%

% Unvaccinated
(Overall)

86%

% Unvaccinated
in ICU

90%

Average
Inpatient Age

62

Source: HHSYS (Madison County facilities) as of 9/15/21

*As of 9/20/21

Alabama COVID Forecast



Hospital resource use [↗](#)

[Trend](#)

[Compare](#)

[Map](#)

Hospital resource use indicates how equipped a location is to treat COVID-19 patients for the **Current projection** scenario. Select **All beds** or **ICU beds** for descriptions of each measure.

